

Hazard Vulnerability Analysis

HVA Summary

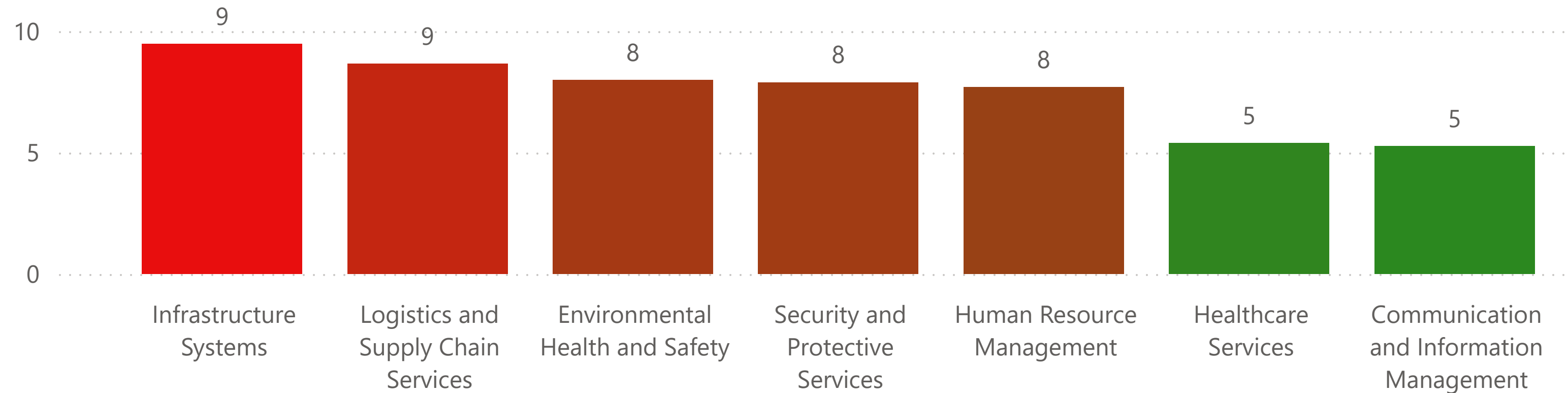
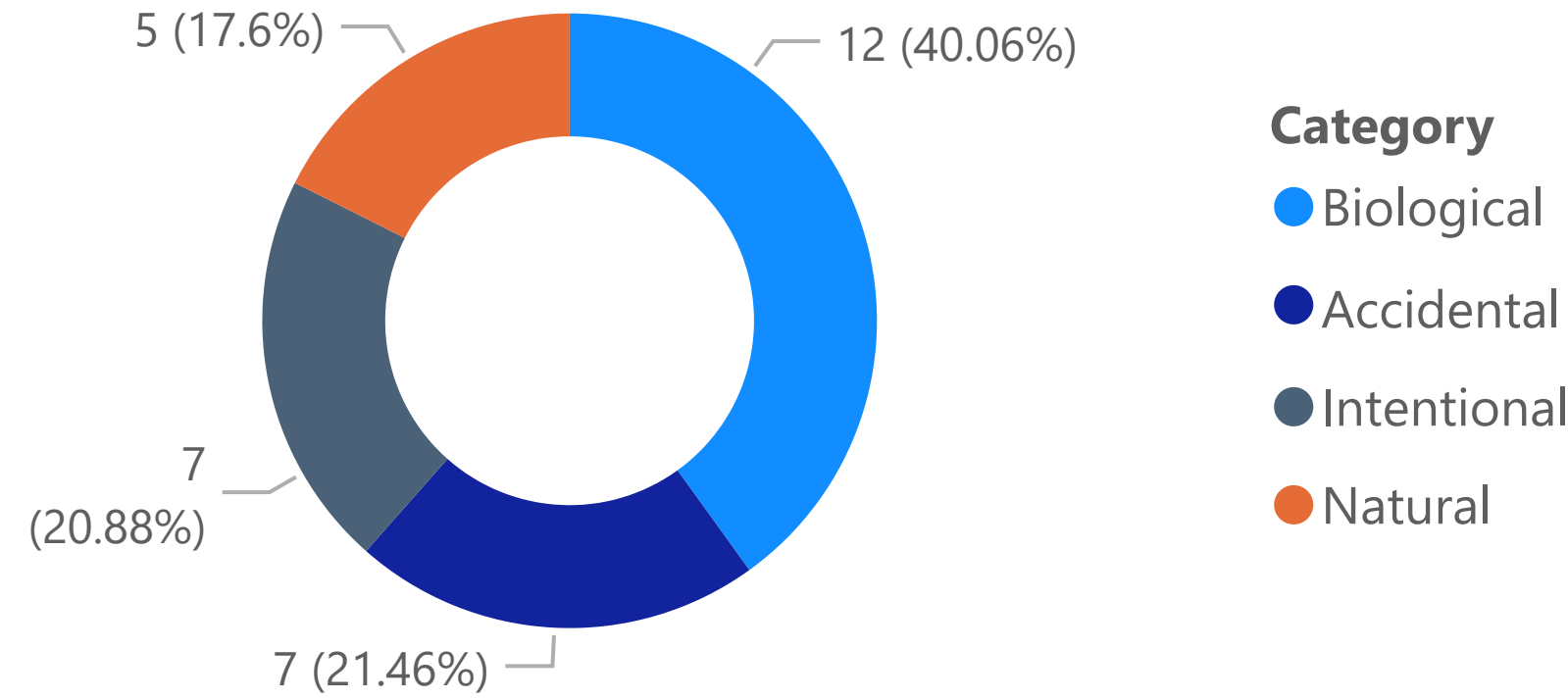
Natural

Accidental

Intentional

Biological

Risk Index by Hazard Type and Capabilities



Preparedness Index

27

Total Hazards

26

Total Threats

74

Total Mitigations

402

Hazard Prioritization

Hazards	Risk	Probability	Impact	Threats	Corrective Actions
Faeco-Oral Infection Outbreak	High	Very High	Moderate	25	214
Air-Borne Infection Outbreak	High	Very High	Moderate	51	270
Vector-Borne Disease Outbreak	Medium	High	Moderate	33	194
Extreme Heat	Medium	High	Moderate	21	197
Water Utility Disruption	Low	Low	Moderate	23	209
Mass Casualty Incident	Low	Moderate	Marginal	41	223
Dust Storm	Low	Moderate	Marginal	36	214
Supply Chain Disruption	Low	Moderate	Moderate	32	207
Viral Hemorrhagic Fever	Low	Moderate	Moderate	47	237
Cyber Attack	Low	Moderate	Moderate	50	304

Hazard Category

HVA Summary

Natural

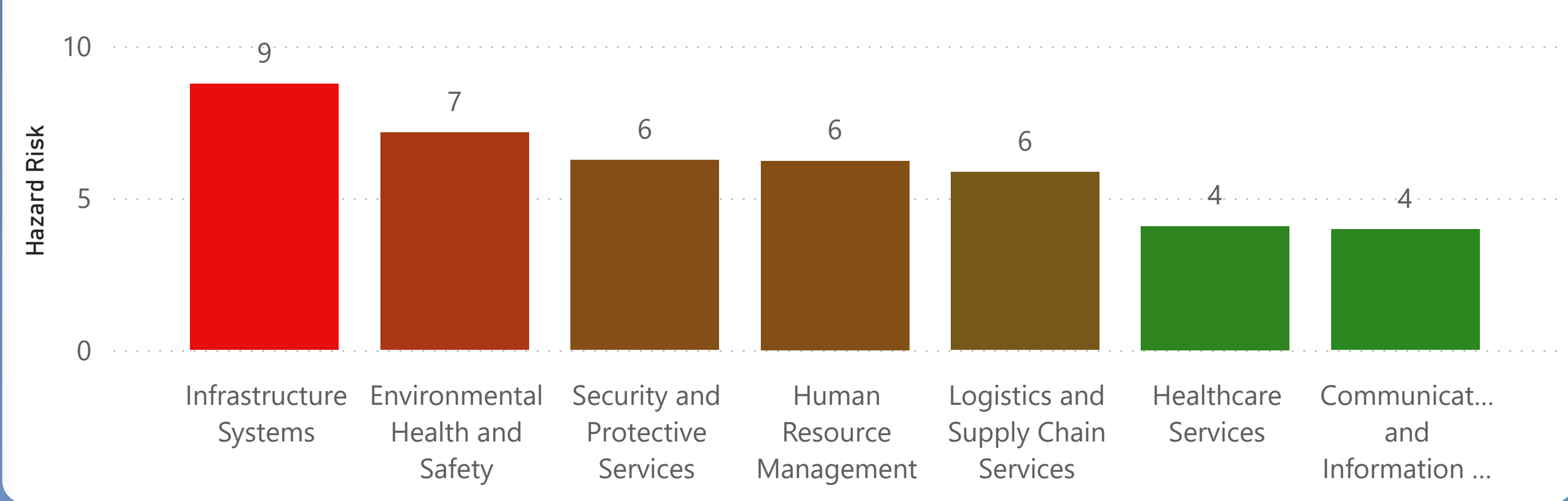
Accidental

Intentional

Biological

Select Hazard from the visual

Hazard Risk by Core Capabilities



Preparedness Index
24

Total Threats
67

Total Hazards
7

Total Mitigations
353

Hazard Prioritization

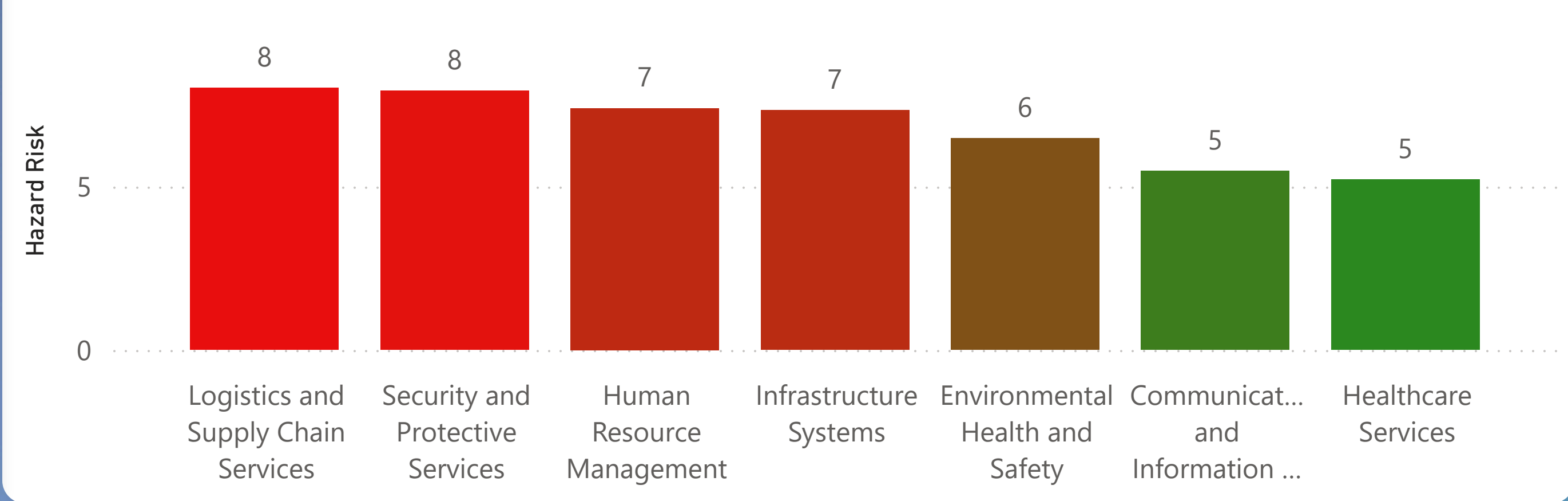
Hazards	Risk	Probability	Impact	Threats	Corrective Actions
Earthquake	Very Low	Very Low	Marginal	44	238
Drought	Very Low	Very Low	Marginal	18	108
Tornado	Very Low	Very Low	Marginal	44	217
Severe Thunderstorm	Low	Low	Marginal	40	226
Urban Flooding	Low	Low	Moderate	54	304
Dust Storm	Low	Moderate	Marginal	36	214
Extreme Heat	Medium	High	Moderate	21	197

Hazard Category

- HVA Summary
- Natural
- Accidental
- Intentional
- Biological

Select Hazard from the visual

Hazard Risk by Core Capabilities



Preparedness Index
28

Total Threats
67

Total Hazards
8

Total Mitigations
380

Hazard Prioritization

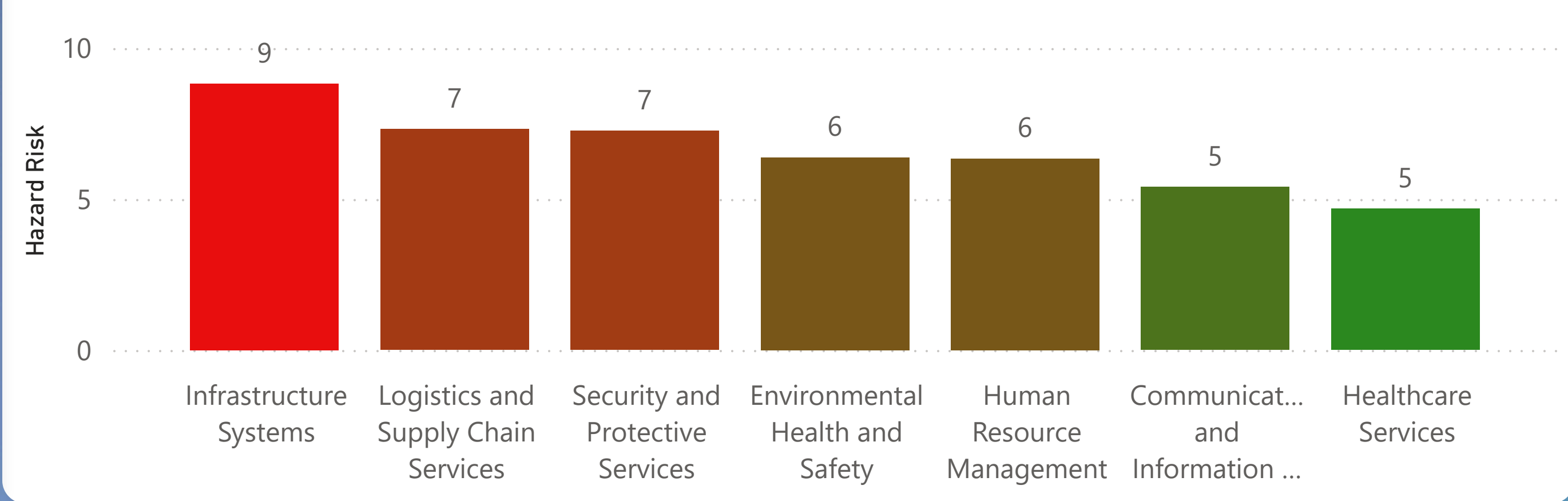
Hazards	Risk	Probability	Impact	Threats	Corrective Actions
Potable Water Contamination	Very Low	Very Low	Moderate	26	170
HAZMAT Incident	Low	Low	Marginal	15	130
Telecommunications Disruption	Low	Low	Moderate	20	123
Structural Fire	Low	Low	Moderate	44	273
Power Utility Disruption	Low	Low	Moderate	34	251
Water Utility Disruption	Low	Low	Moderate	23	209
Mass Casualty Incident	Low	Moderate	Marginal	41	223
Supply Chain Disruption	Low	Moderate	Moderate	32	207

Hazard Category

- HVA Summary
- Natural
- Accidental
- Intentional
- Biological

Select Hazard from the visual

Hazard Risk by Core Capabilities



Preparedness Index
28

Hazard Prioritization

Hazards	Risk	Probability	Impact	Threats	Corrective Actions
Cyber Attack	Low	Moderate	Moderate	50	304
Military Action	Low	Low	Moderate	63	349
Radiological Attack	Low	Low	Moderate	56	299
Chemical Attack	Low	Low	Moderate	56	295
Mass Shooting	Low	Low	Moderate	39	197
Labor Action	Very Low	Very Low	Moderate	28	173

Total Threats
68

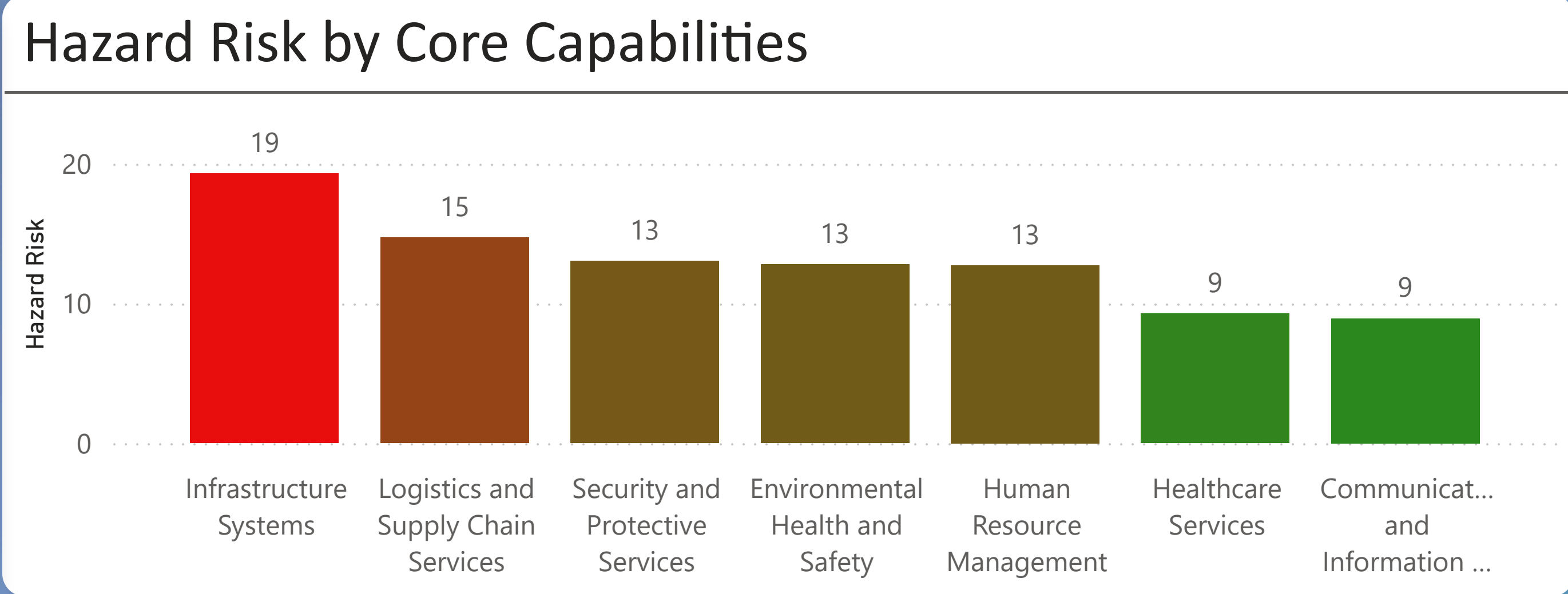
Total Hazards
6

Total Mitigations
364

Hazard Category

- HVA Summary
- Natural
- Accidental
- Intentional
- Biological

Select Hazard from the visual



Preparedness Index
29

Total Threats
55

Total Hazards
5

Total Mitigations
311

Hazard Prioritization

Hazards	Risk	Probability	Impact	Threats	Corrective Actions
Air-Borne Infection Outbreak	High	Very High	Moderate	51	270
Faeco-Oral Infection Outbreak	High	Very High	Moderate	25	214
Vector-Borne Disease Outbreak	Medium	High	Moderate	33	194
Viral Hemorrhagic Fever	Low	Moderate	Moderate	47	237
Bloodborne Disease Outbreak	Low	Low	Marginal	12	108